

2020 B

11

Week 1 (Jan 11)

- Review of 1D integral
- Double integral over a rectangle
- Review of 1D integral.

Let f be a bounded function on $[a, b]$.

A partition P on $[a, b]$ is a collection of points x_0, x_1, \dots, x_n satisfying

$$x_0 = a < x_1 < x_2 < \dots < x_n = b.$$

Its norm is

$$\|P\| = \max \{ \Delta x_1, \dots, \Delta x_n \}, \quad \Delta x_j = x_j - x_{j-1}.$$

e.g. P on $[0, 1]$: $0 = x_0 < \frac{1}{3} < \frac{2}{3} < \frac{3}{4} < 1 = x_4$.

$$\Delta x_1 = \frac{1}{3} - 0 = \frac{1}{3}, \quad \Delta x_2 = \frac{2}{3} - \frac{1}{3} = \frac{1}{3}, \quad \Delta x_3 = \frac{3}{4} - \frac{2}{3} = \frac{1}{12}$$

$$\Delta x_4 = 1 - \frac{3}{4} = \frac{1}{4}.$$

$$\|P\| = \max \left\{ \frac{1}{3}, \frac{1}{3}, \frac{1}{12}, \frac{1}{4} \right\} = \frac{1}{3}.$$

The Riemann sum of f

$$S(f, P) = \sum_{j=1}^n f(z_j) \Delta x_j, \quad \text{where } z_j \in [x_{j-1}, x_j] \text{ is a tag point.}$$

The Riemann sum depends on P and the choice of tag points.

Definition A real number I is called the integral of f over $[a, b]$ if it satisfies the following property =

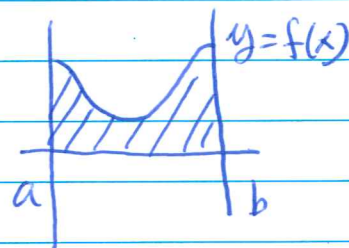
For each $\varepsilon > 0$, there exists some $\delta > 0$ such that

$$|S(f, P) - I| < \varepsilon \quad \text{whenever } P \text{ has norm } \|P\| < \delta.$$

Roughly speaking, whenever $\|P\|$ is sufficiently small,

$S(f, P)$ is close to I .

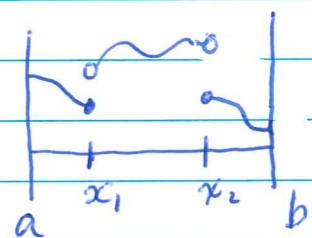
- When $f \geq 0$, I is the area of the region below the graph of $y = f(x)$ over $[a, b]$.



- Notation for I : $\int_a^b f(x) dx$, $\int_a^b f$, etc

- Functions whose integrals exist are called integrable fns.
 - \sim all continuous functions are integrable,
 - \sim all piecewise functions are integrable,
 - \sim there are non-integrable functions.

$$f(x) = \begin{cases} 1, & x \text{ rational} \\ 0, & x \text{ irrational} \end{cases}$$



a piecewise const fcn
disconti at x_1, x_2 .

f is not integrable on any $[a, b]$.

The evaluation of the integral depends on

Fundamental Theorem of Calculus Let f be a continuous function on $[a, b]$ and F its primitive function. Then

$$\int_a^b f(x) dx = F(b) - F(a) \quad (= F(x) \Big|_a^b)$$

F is a primitive function of f if $F' = f$.

• Double Integral over a Rectangle

$$R = [a, b] \times [c, d]$$

$$= \{ (x, y) : a \leq x \leq b, c \leq y \leq d \}$$

Let P be a partition of R , i.e.,

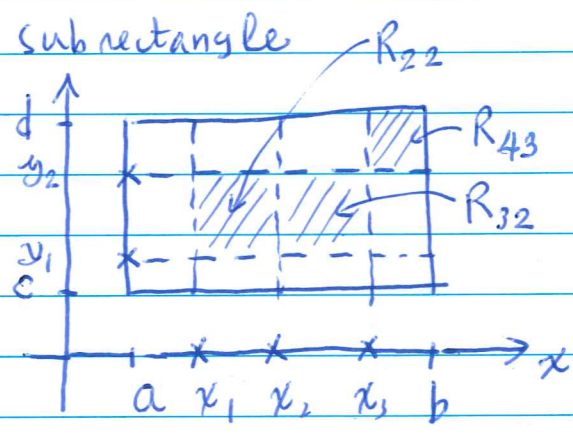
$$a = x_0 < x_1 < \dots < x_n = b$$

$$c = y_0 < y_1 < \dots < y_m = d$$

$$R_{j,k} = [x_{j-1}, x_j] \times [y_{k-1}, y_k]$$

subrectangle

Let f be a bounded function on R . The Riemann sum is



$$S(f, P) = \sum_{j,k} f(p_{j,k}) |R_{j,k}|$$

where $p_{j,k} \in R_{j,k}$ a tag point and $|R_{j,k}| = \Delta x_j \Delta y_k$. The

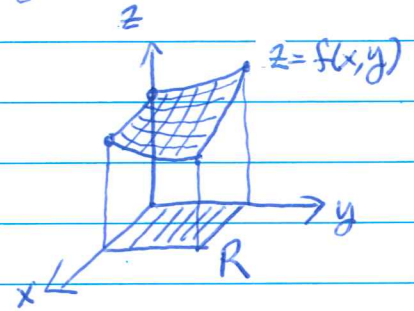
Riemann sum depends on the partition P and the choice of tag points.

A number I is called the integral of f over R if it satisfies, for each $\epsilon > 0$, there exists $\delta > 0$ such that

$$|S(f, P) - I| < \epsilon \text{ whenever } \|P\| < \delta.$$

The norm of P , $\|P\| = \max \{ \Delta x_1, \dots, \Delta x_n, \Delta y_1, \dots, \Delta y_m \}$.

- When $f \geq 0$ on R , I is the volume of the region bounded above by the graph of $z = f(x, y)$ over R .



- Notation for I :

$$\iint_R f(x, y) dA, \iint_R f, \text{ etc}$$

- Just like 1-D case, there are non-integrable functions. @ the other hand, all continuous functions are integrable.

Evaluation of double integral depends on

Fubini's theorem Let f be a continuous function on R .

$$\begin{aligned} \iint_R f(x, y) dA &= \int_a^b \int_c^d f(x, y) dy dx \\ &= \int_c^d \int_a^b f(x, y) dx dy. \end{aligned}$$

e.g. Evaluate $\iint_R (100 - 6x^2y) dA, R = [0, 2] \times [-1, 1]$.

By Fubini's theorem,

$$\begin{aligned} \iint_R (100 - 6x^2y) dA &= \int_{-1}^1 \int_0^2 (100 - 6x^2y) dx dy \\ &= \int_{-1}^1 (100x - 6 \frac{x^3}{3} y) \Big|_{x=0}^{x=2} dy \end{aligned}$$

$$\begin{aligned}
 &= \int_{-1}^1 (200 - 16y) dy \\
 &= (200y - 8y^2) \Big|_{-1}^1 \\
 &= 400.
 \end{aligned}$$

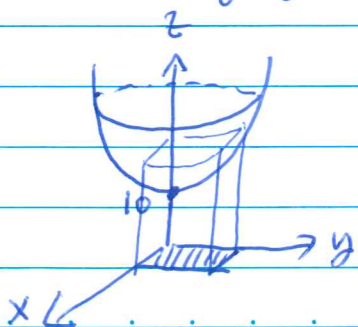
Alternatively,

$$\begin{aligned}
 \iint_R (100 - 6x^2y) dA &= \int_0^2 \int_{-1}^1 (100 - 6x^2y) dy dx \\
 &= \int_0^2 (100y - 6x^2 \frac{y^2}{2}) \Big|_{y=-1}^{y=1} dx \\
 &= \int_0^2 100 - 3x^2 - (100x - 1 - 3x^2(-1)^2) dx \\
 &= \int_0^2 200 dx \\
 &= 400, \text{ the same result.}
 \end{aligned}$$

e.g. Find the volume of the region bounded ^{above} by the elliptical paraboloid $z = 10 + x^2 + 3y^2$ and below by $R = 0 \leq x \leq 1, 0 \leq y \leq 2$.

the volume of this region is $\iint_R (10 + x^2 + 3y^2) dA$, so is

$$\int_0^1 \int_0^2 (10 + x^2 + 3y^2) dy dx = \int_0^1 (10y + x^2y + y^3) \Big|_{y=0}^{y=2} dx$$



$$\begin{aligned}
 &= \int_0^1 (20 + 2x^2 + 8) dx \\
 &= \frac{86}{3} \#
 \end{aligned}$$